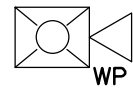





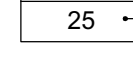
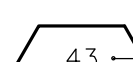
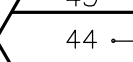



LEGEND:

- CONNECT ALL EXIT SIGNS AND BATTERY PACKS IN EMERGENCY LIGHT FIXTURES AHEAD OF ANY LIGHTING CONTROL DEVICE FOR CONTINUOUS OPERATION OF THE BATTERY CHARGER.
- MEANS OF EGRESS ILLUMINATION LEVEL, INCLUDING STAIRWELLS, SHALL NOT BE LESS THAN 1 FOOTCANDLE AT THE WALKING SURFACE AS REQUIRED BY FBC.


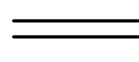
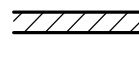
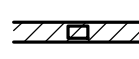

FIRE ALARM SYMBOL  
LEGEND:


-  HORN/STROBE WALL MOUNTED WEATHER PROOF, AT 80" AFF TO BOTTOM
-  PULL STATION AT 48" AFF TO CENTER

SYMBOL KEY

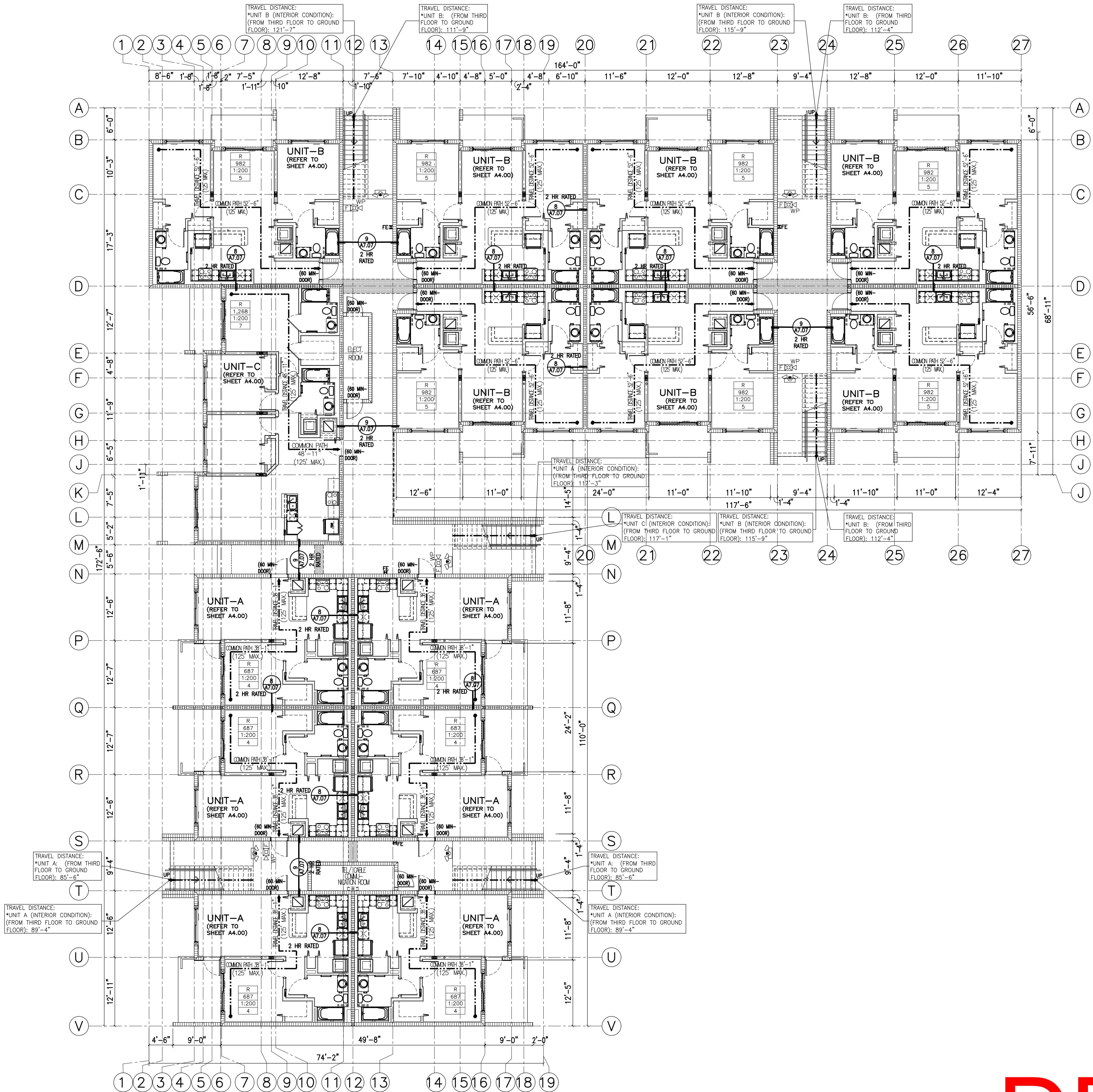
-  OCCUPANCY
-  SQUARE FOOTAGE (SQUARE FEET)
-  OCCUPANT LOAD FACTOR
-  NUMBER OF OCCUPANTS
-  STAIR OPENING CLEAR WIDTH
-  MAXIMUM CAPACITY (0.3)
-  ACTUAL CAPACITY
-  DIRECTION OF EGRESS AND OCCUPANT LOAD

WALL TYPES:

-  CONC. BLOCK W/ STUCCO FINISH EXTERIOR AND 5/8" GYP. BD ON 2X2 P.T. FURRING
-  NON RATED MTL. STUD PARTITION
-  1-HOUR RATED MTL. PARTITION
-  1-HOUR RATED MTL. PARTITION WITH CONC. FILLED STEEL COLUMN (PROVIDE MASTIC COATING ON EXPOSED -NON PROTECTED STRUCTURAL STEEL PLATES & BASE. APPLICATION PER MANUFACTURER SPECIFICATIONS).
- DOOR DESIGNATION  
REFER TO DOOR SCHEDULE
- WINDOW DESIGNATION  
REFER TO WINDOW SCHEDULE
-  DROP SOFFITS G.W.B. SOFFIT AT 8'-4" (U.O.N) A.F.F. WITHIN UNITS AND 8'-4" (U.O.N) A.F.F. BREZEWAY CORRIDOR, METAL FRAME. REFER TO DETAIL 22/A7.03

-  F.E. PROVIDE FIRE EXT. 2A 40BC TYPE (FIRE EXTINGUISHER TO COMPLY W/F.B.C. CHAPTER 36 F.F.P.C. 7.6.3.1 & N.F.P.A 10) MAXIMUM TRAVEL DISTANCE TO A FIRE EXTINGUISHER - 75 FT FOR ORDINARY HAZARD AREAS. FIRE EXTINGUISHERS SHOULD BE MOUNTED MINIMUM 4 INCHES AND MAXIMUM 5FT FROM FLOOR. IF FIRE EXTINGUISHER IS LESS THAN 40LB IN WEIGHT.

ALL INSULATION MATERIALS TO HAVE A FLAME SPREAD INDEX OF NOT MORE THAN 25 AND A SMOKE-DEVELOPED INDEX OF NOT MORE THAN 450. PER FBC 7th EDITION (2020), SECT 719.2



GROUND FLOOR PLAN - LIFE SAFETY - BUILDING #4

SCALE: 3/32" = 1'-0"

REVISIONS:

REV.	REV. ISSUE
1	05/10/2022

2203

GATEWAY LUXURY  
APARTMENTS

LOCATED AT:  
950 N POWERLINE ROAD,  
POMPANO BEACH FL 33069

BURGOS LANZA & ASSOCIATES  
1246 S. CALHOUN CIRCLE  
FORT LAUDERDALE, FL 33316  
(760) 554-0930  
ALA 38052598  
WWW.BURGOSLANZA.COM

BURGOS  
LANZA  
ARCHITECTS & PLANNERS  
AA 28001519

Pablo  
Burgos

Digitally signed by Pablo Burgos  
DN: cn=Pablo Burgos, o=Burgos  
Lanza & Assoc., ou=AR95925,  
email=pburgos@burgoslanza.com,  
c=US  
Date: 2022.05.11 17:18:07 -04'00'

DATE 11/09/21  
DRAWN CR  
PROJECT No. 2203  
SCALE AS-SHOWN

GROUND FLOOR LIFE

SAFETY BUILDING #4

SCALE: 3/32" = 1'-0"

2203

2203

2203

2203

2203

2203